

持



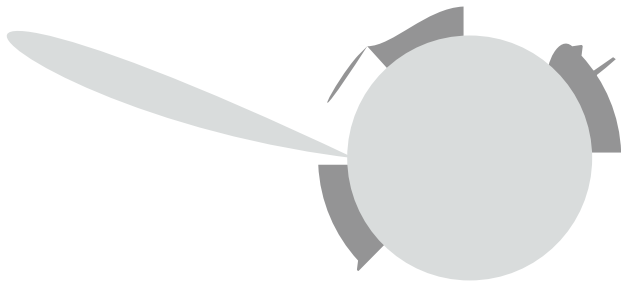

5G SIP

Smart Phone & Tablet


WiFi SIP Smart Phone & Tablet


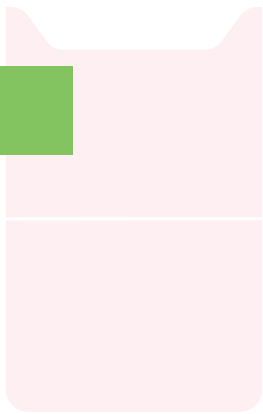




Wearable Device

Watch, Wristband... **LCD X-Y Board** TV, NB, Monitor



Server/WS
Docking for NB





持

2029		
	ISO 31000	ISO 31000
	ISO 22301	ISO 22301
		85.8
		0
		50%
		100%
	SSAQ	75% SSAQ

2029		
	ISO 14064-1	ISO 14064-1
		2016 54.6%
		2020 22.5%
		2015 14%
		1%
		90%
	ISO 45001	ISO 45001

2029		
		3
		80%
		1,960
		100
		4.0
		4.26
		0.21%

2029		
		25%
		7%
		98%
		50
		1,300
/		26%
		100
		6
		2
		100
		35
		2,000
		2,670
		4
		15,000
		1,000
		2,500

ESG

		2021	2022	2023	2024	
	M CNY	55,299.65	68,516.08	60,791.91	60,690.65	
	M CNY	1,856.69	3,059.99	1,949.71	1,644.17	
	CNY	0.85	1.40	0.89	0.76	
	M CNY	618.99	897.55	963.30	826.56	
	M CNY	1,641.36	2,034.46	1,807.20	1,907.55	
		696	740	801	756	
		340	360	458	451	
	M CNY	287.00	414.69	408.45	434.64	
		84.1	84.2	84.5	87.1	
	%	39	43	40	41	
	%	73	73	76	76	
		47	46	65	67	
		276	342	507	529	
	%	100	100	100	100	
	USI	%	80.3	81.6	81.7	83.4
		CO ₂ e	4,592.71	5,385.74	5,265.23	4,476.85
		CO ₂ e	201,538.85	215,510.73	202,570.24	158,496.83
		CO ₂ e	13.65	11.52	8.76	13.19
			986,633.2	1,095,673.3	1,076,169.2	1,080,463.9
			861.887	1,068.173	1,028.620	1,024.702
			236.972	307.539	232.938	260.242
		%	27.5	28.8	22.6	25.4

注：

1. 可记录的职业伤害比率 = (可记录的职业伤害数 ÷ 总工时) × 1,000,000

2. 误工率 = (工伤损失天数 ÷ 总工时) × 1,000,000

		2021	2022	2023	2024
		967.233	1,006.243	790.359	833.189
	/	202.786	232.133	205.742	205.576
		8,766.093	9,835.675	11,586.338	15,679.655
	/	8,115.463	9,097.263	10,599.595	14,758.800
	M CNY	2,387.93	8,248.87	6,445.37	5,241.16
	VOCs	55.238	60.064	51.491	40.501
	%	17.6	19.2	20.1	19.9
	%	38.7	28.8	29.7	21.6
	%	79	47	87	61
	M CNY	28.94	17.06	10.41	7.11
		30.7	28.8	24.5	26.4
		116	140	167	139
	%	35.1	35.4	40.4	44.1
	-	0	0	0	0
	-	0	0	0	0
	¹	0.31	0.23	0.37	0.19
	²	10.33	6.54	11.74	11.28
	M CNY	159	184	197	217
	M CNY	3.83	5.28	9.25	9.55
		314	701	535	968
		1,717	2,047	3,645	4,844



2, 03

8

2024

5,316



240



63

6,554

/



20

47

8

7



3, 6

1,042

41

9



20 %

22,275

24,366

116


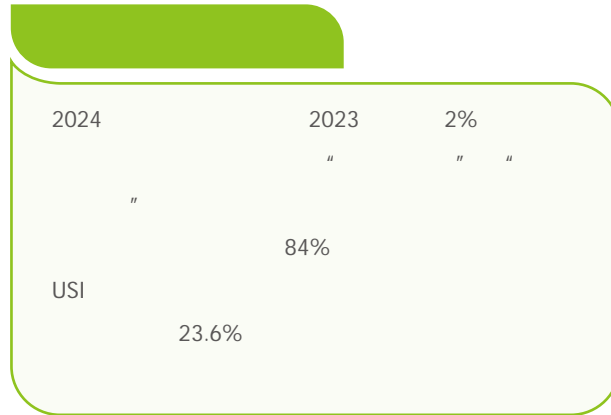

655

7

Total Impact Measurement and

Management, TIMM

TIMM 2024 28,672







(LCA)

2024	5	110	
LCA		40.38%	ISO 14067
	5.94%	2023	34.22 %
			SLCA


	" PDCA	"	
	"		Taiwan Intellectual Property
Management System, TIPS	"	A	2024 USI
754			



“ ”

“ ”

“ ”



持

2018

/

14

/

41

/

,

2024

csr@usiglobal.com

